

LUZZO

BUILDING MATERIALS

[www.luzzobm.com](http://www.luzzobm.com)



All images used  
in this catalog  
are property of  
Luzzo Bulding Materials LLC

Florida, Miami,  
EE.UU.  
7540 NW 5th St suit 2, Plantation,  
FL 33317, United Station.

[ww.luzzobm.com](http://ww.luzzobm.com)  
@Luzzobm



With heart  
and luxury.



## ¿Who are we?

We are an experienced team that believes in transformation and innovation. We believe in the importance of the changes, but even more, we believe in the fact that everybody can create sustainable and comfy places.

We don't renovate spaces, we help you to transform them in a modern, chic, and eco-friendly way. We experiment with new concepts and ideas to offer the touch of innovation that will turn your home, office, or whatever place you want into the best environment.

With Wood Plastic Composite panels (WPC) of the highest quality. Practical, eco-friendly, and less destructive with the forest.



# ¿What is

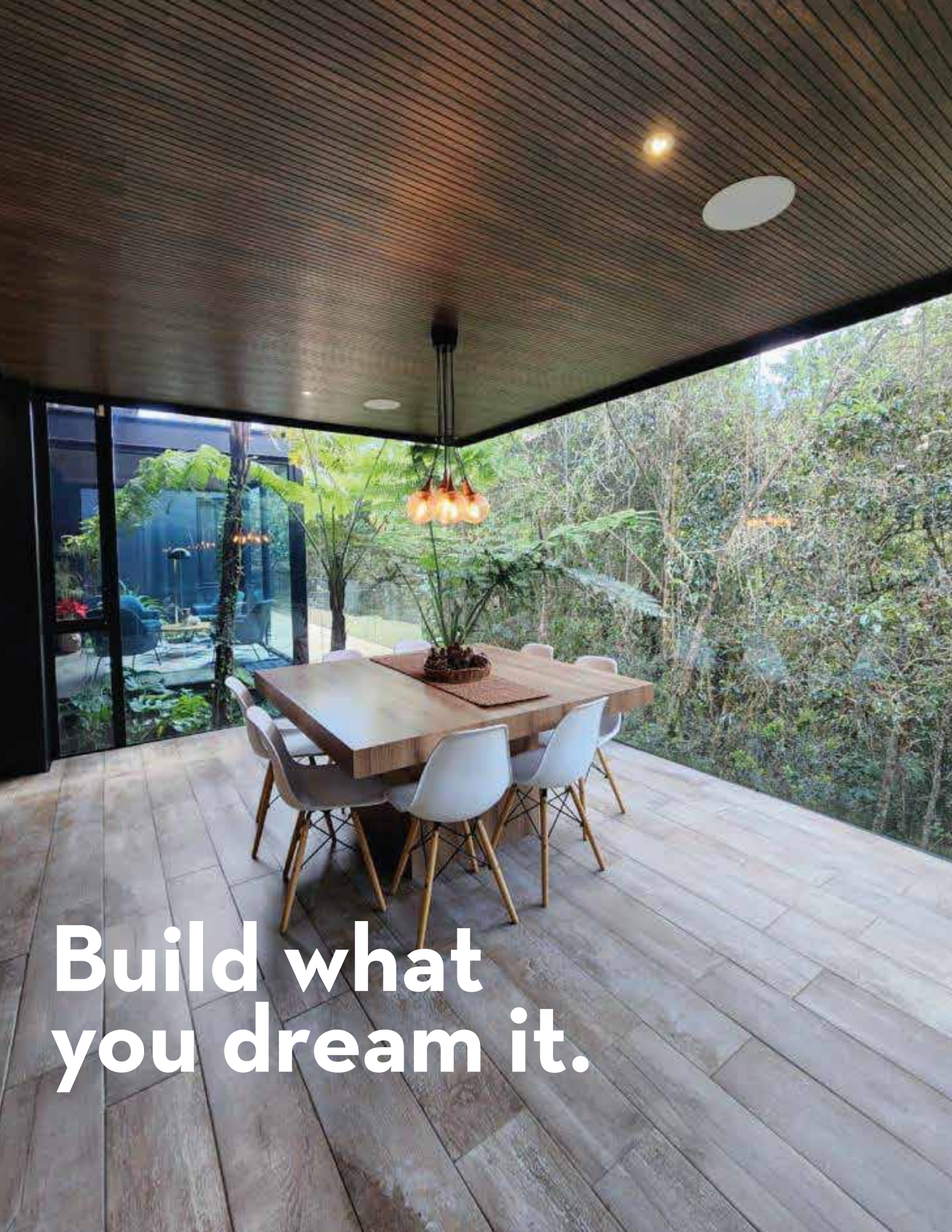
# WPC?



Awareness of the use of natural resources and the sustainability of the ecosystem has led to the production of materials that are more respectful of the planet and less destructive to the forest mass.

The WPC panel (Wood Plastic Composite) allows all this through a production technique that requires much less wood, using recycled materials, obtaining equally satisfactory and even more creative results.


The WPC are panels created from composites of wood and synthetic particles (plastic), which makes them an environmentally friendly option and also an inalterable material, thanks to its composition it does not rot or alter in the presence of microorganisms, it is resistant to environmental changes and does not suffer wear and tear due to the weather. In addition to being fireproof, it requires no maintenance, is easy to install and provides a natural finish to spaces.



**Build what  
you dream it.**

# Properties

- 01. Eco-friendly.
- 02. Easy/ fast installation.
- 03. Moisture resistant.
- 04. Corrosion resistant.
- 05. Resists harsh environments.
- 06. Pest resistant.
- 07. Flame retardant.
- 08. Can be painted.
- 09. Low maintenance.



# NASTRO



The NASTRO panel is perfect for sophisticated spaces and letting the air flow in a naturally, helping places look modern and functional.



# Outdoor panel

## **Dimensions**

---

Wide/4in


Lenght/ 114in

Depth/2in



## **Nastro** maple







# Outdoor panel

## **Dimensions**

---

Wide/4in

Lenght/ 114in

Depth/2in



## **Nastro** chocolate







# Outdoor panel

## **Dimensions**

---

Wide/4in


Lenght/ 114in

Depth/2in



## **Nastro** teca





# Outdoor panel

## Dimensions

---


Wide/4in

Lenght/ 114in

Depth/2in



## Nastro black


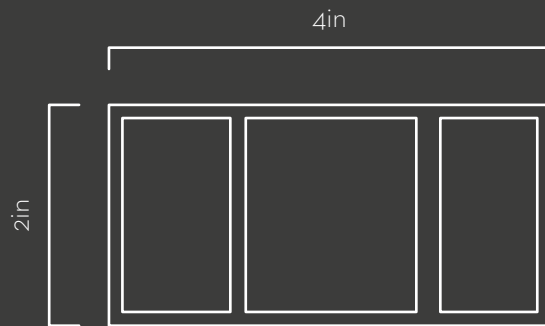






# Nastro

## Dimensions



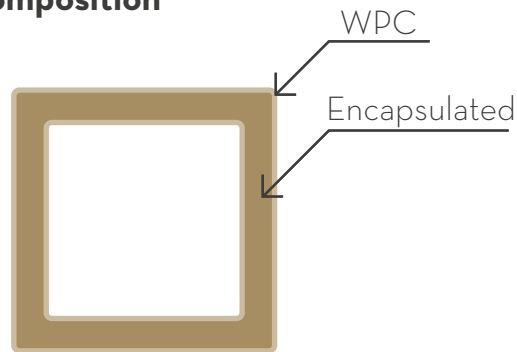
# Technical data

## NASTRO



3D WALL PANEL	
Wide:	4 in
Lenght:	114in
Depth:	2in
Finish:	Textured
Weigth:	15 Lb/ unit
Composition:	Encapsulated WPC

### Composition



Applications in outdoor spaces:

Interior design.  
Divisions.  
Pergolas.

# Technical data

## NASTRO

COMPOSITION	
Ingredient	Percent/%
PE	35
Wood powder	55
Additives	10






Weight by piece(LB)	15
Weight by box(LB)	By pallet

# Installation guide




Verify that the visible side of the product is the one with a finish. If the surface on which you are going to install the coating is not flat, it must have a perpendicular support structure, posts and channels (walls) or perimeter angles and omegas (false ceilings). at a maximum distance of 60 cm. Supports also required in suspended structures.

## Tools

 Panels	 Wood block	 Cutting saw
 Leveler	 Gun of caulking	

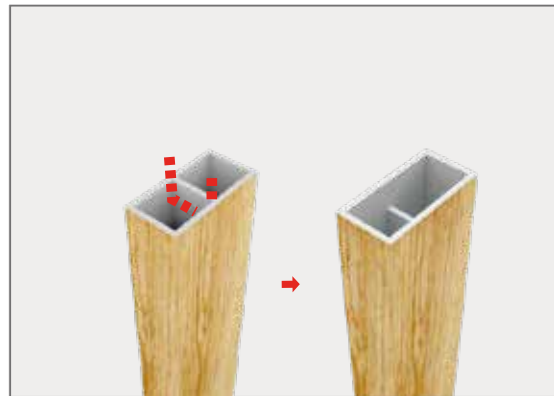
# Step by Step

1



Cut the wooden tubes to length required at the installation site.

2



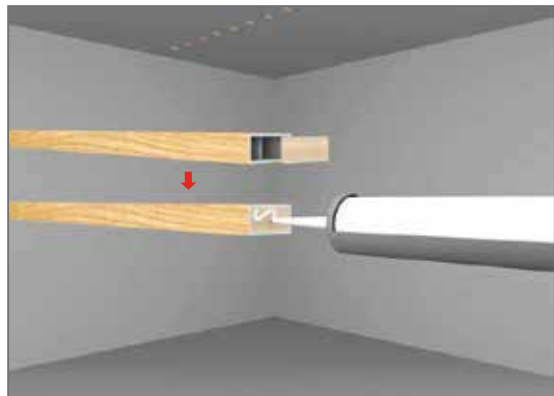
Fluff the inside at both ends.

3



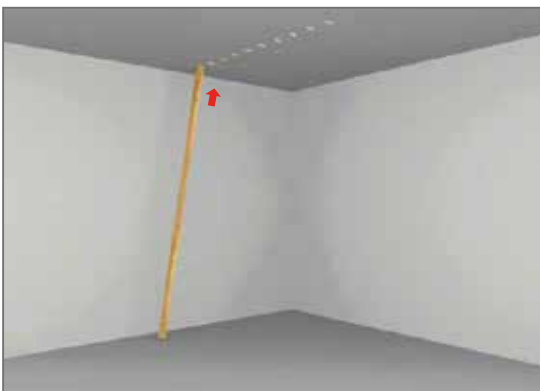
Prepare 10 mm thick wooden blocks, thickness, with a size that matches that matches the interior space of the tubes of wood. Fix the wooden blocks on the top of the installation site to an appropriate interval.

4



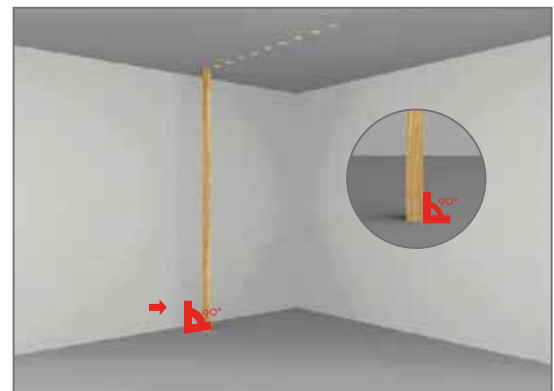
Place the wooden block on the end bottom of the wooden tube, apply glue structural to it.

5



Push the wooden tube up into angle to fit the block so the top.

6



Then adjust the position until it is perpendicular to the base of the ground.


# Step by Step

7



Complete the rest in the same way.

8



Installation finished.

# Maintenance and usage recommendations


for Luzzo's panels



Clean the panel with a damp or dry cloth.



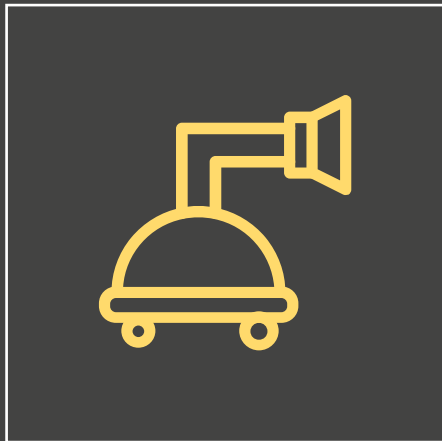
The use of aggressive cleaning products is not recommended, as they may discolor the panels.




Any adhered product must be removed with the plastic spatula.



Do not strike the material during unloading and hold it firmly during transport..



Can be pressure washed, with maximum pressure recommendation 1100 PSI. Always take the necessary safety measures and prevent damage to the material.



If contamination appears, clean it immediately by removing any spilled substance; if it is abrasive, dry it and do not rub it, you can wet it with warm water and dry it with a soft cloth.

# Warranty

for Luzzo's panels

Our product has the following warranties:

## **WPC Panels:**

Years 5 warranty.

This guarantee covers the longevity of the product against structure deformations in it and/or composition that could significantly modify its appearance or its functionality. The guarantee will exclusively cover the replacement of our material and the cost of replancing them on site.

The warranty only covers the value of the product and doesn't cover labor or other costs for remove of install products.

For all purposes, the warranty terms will be considered from the date of the invoice.

## **Transport:**

The responsibility in the transport of the merchandise will be considered on behalf of the buyer or client, unless expressly indicated in the invoice that this service has been contracted.

If it necessary to activate the transport insurance, the guarantee will be understood to have expired with the acceptance of the buyer, either through his signature or after 3 days from receipt. This as long as, at the time of receipt of the product, its acceptance with reservations is stated in writing in the transporter document, because it considers the existence of some hidden damage or that could not be verified within this period for the corresponding claim of transport insurance.

## **Warranty annulment:**

All guarantees will be no longer be valid due to events not attributable to the manufacturer, such as acts of nature (earthquakes and floods) or accidents such as fires or impacts of objects on the product that could damage it, improper use of the product for purposes other than those considered by the manufacturer.

The damage that could be caused by cleaning with abrasive chemical agents or caused scratches is not covered by the guarantee, considering these, those that are mentioned after the reception of the panel or the signature of conformity of delivery and installation on site, as appropriate to the contracted service.

It is considered null and void, when the installation is the responsibility of the buyer, serious defects are detected in it that could partially or totally null the product guarantees due to direct affectation.

**If you would like to request a warranty on our panels,  
please contact your consultant to send you the form.**



# **LUZZO**

7540 NW 5th St suit 2  
Plantation, FL 33317, Estados Unidos  
info@luzzobm.com  
Phone number: (954) 800-4906  
www.luzzobm.com